
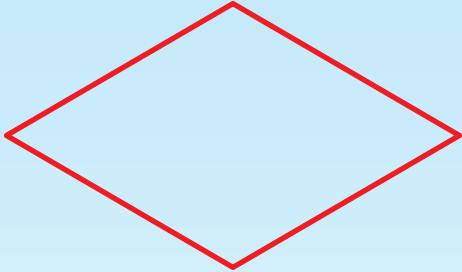




CONFINI...



Noi linee chiuse abbiamo una forma ed un **confine**,
come un recinto, che può essere più o meno grande e
che posso misurare

